

# Soldering and Brazing Equipment

<b>ROFIRE HAND TORCH</b>	<b>62</b>
<b>SUPER FIRE 3</b>	<b>62</b>
<b>SWEATBOX™ II</b>	<b>63</b>
<b>SUPER FIRE 2</b>	<b>63</b>
<b>FLAME REFLECTOR</b>	<b>63</b>
<b>ROFIRE SWIVEL TORCHES</b>	<b>64</b>
<b>MAPP® &amp; PROPANE GAS</b>	<b>64</b>
<b>ROTHERM 2000</b>	<b>64</b>

ROTHENBERGER's professional torch equipment ensures perfectly soldered and brazed connections for plumbing, HVAC, and refrigeration. With more than 25 years of experience in this area, ROTHENBERGER stands for safety and performance.



# Soldering and Brazing Torches

## ROFIRE Hand Torch

Hand torch with cyclone burner

- Self-igniting piezo ignition:  
**Immediate flame at the push of a button**
- Locking button:  
**Continuous working**
- Fine regulating valve:  
**Precise flame adjustment**



Provides fast burner exchange with a flick of the wrist.

- High-performance Piezo ignition:  
**Reliable lighting up to 30,000 ignitions**



6

Description	lb	No.
ROFIRE Hand Torch	0.9	<b>35415</b>
SUPER FIRE 3 Torch	1.5	<b>35431</b>
Pin-point burner	0.2	<b>35455</b>
Standard burner	0.2	<b>35456</b>
Swirl-flame burner	0.2	<b>35457</b>
Hot-air burner	0.5	<b>35458</b>
Soft-flame burner	0.8	<b>35459</b>
Flame Reflector	0.2	<b>31043</b>

## SUPER FIRE 3

HEAVY-DUTY, ergonomic, brazing torch

The SUPER FIRE 3 premium torch is designed to provide convenience and safety to the user. The gas adjustment offers a precise flame adjustment and the swirl-flame burner tip "wraps" around the fitting for quick and even heating with MAPP® or propane. A built in regulator gives a consistent flame in all positions, even upside down!



Check out this product on YouTube! **VIDEO** under **ROTHENBERGER SUPERFIRE3 Torch**

## Hand Torch Tip Specification Chart

Model Number	35458 Tip	35457 Tip	35456 Tip	35455 Tip	35459 Tip
<b>Description</b>	Hot air Burner	Cyclone Burner	Standard Burner	Pinpoint Burner	Soft flame Burner
Automotive	X	X	X	X	X
Brazing		X	X	X	X
Soldering		X	X		X
Maintenance & Repair	X	X	X		X
Hobbyist	X	X	X	X	X
<b>Specifications</b>					
Head Diameter	1.5"	0.55"	0.6"	0.6"	0.95"
Length	10.2"	7.3"	5.9"	5.9"	7.4"
Weight	0.5 lbs	0.2 lbs	0.3 lbs	0.3 lbs	0.4 lbs
BTUs*	6,500	8,500	4,800	1,700	13,650
Gas Consumption per hour	0.33	0.43	0.24	0.1	0.68

\*BTUs are calculated using propane

Works with MAP-Pro™ (Part No. 50012) and Propane (Part No. 50010)

# Soldering and Brazing Torches

## SWEATBOX™ II

A handy kit that includes all the tools needed to sweat copper.

- SUPER FIRE 3 Heavy Duty Torch (35431)  
Swirl-flame burner tip  
Reliable Piezo ignition  
MAPP/propane anti-flare
- 35 PRO Tube Cutter (70027)  
Cuts 1/4" - 1-3/8" O.D. copper  
Bearing designed for smooth actuation  
Spare cutter wheel in handle  
Retractable reamer
- MINI MAX Tube Cutter (70015)  
Cuts 1/4" - 1-1/8" O.D.  
Compact design  
Smooth actuation  
Small working radius for confined spaces
- Carry case




Description	lb	No.
SWEATBOX™ II	2.8	P20023

## SUPER FIRE 2 Heavy Duty Brazing Torch

For soft and hard soldering, and other applications.

- Swirl-flame "wraps" around tube  
Provides quick and even heating
- Piezo ignition  
Immediate flame ignition at the push of a button
- Fine regulating valve:  
Precise flame adjustment
- Integrated constant-pressure regulator:  
Even pressure at all temperatures





Description	lb	No.
SUPER FIRE 2 Brazing Torch	1.5	35644X
Includes Swirl Flame burner		
Pencil flame torch tip	0.1	35658
Swirl flame torch tip	0.1	35661

## Flame Reflector

Protects surrounding materials or walls when soldering pipes.

- Mounts onto most burner tips:  
Nothing separate to hold or attach to pipe
- Evenly heats pipe:  
Saves energy and time
- Durable stainless steel
- 2-1/2" wide



Description	Mounting dia.	lb	No.
Flame Reflector	5/8" - 7/8"	0.2	31043

800.545.7698 www.rothenberger-usa.com

**ROTHENBERGER**

# Soldering and Brazing Torches/Electric Soldering Equipment


## ROFIRE Swivel Torches

The latest in torches, these heads swivel 360° for hard-to-reach areas.



### ROFIRE Swivel Pro Cyclone Burner

- Self Igniting
- Reliable Piezo ignition switch
- Cyclone burner
- Targeted, efficient heat output
- Fast and easy soldering



### ROFIRE Swivel Pro Cyclone

- Reliable Piezo ignition switch
- Cyclone burner
- Targeted, efficient heat output
- Fast and easy soldering

**new**

### ROFIRE Swivel Pro Double Barrel

- High heat output
- Cyclone burner

Description	lb	No.
ROFIRE Swivel PRO Cyclone	1.0	<b>35014</b>
ROFIRE Swivel PRO Cyclone Piezo	1.0	<b>35016</b>
ROFIRE Swivel PRO Double Barrel	1.0	<b>35012</b>

## MAPP® and Propane Gas

Special gas mix for high-performance soldering work.

50012



50010

Description	lb	No.
MAP-Pro™	2.0	<b>50012</b>
Propane	2.0	<b>50010</b>

### Product Profile

#### FEATURES

- Extremely high flame temperature, utmost burning performance
- Guaranteed constant top burner performance
- Poses no health risks (contains no BUTADIENE)
- Easy to use
- Increased user safety
- Longer periods of use

6

## ROTHERM 2000

### Electric soft-soldering unit

For simple, safe, and timesaving soft-soldering of 1/4" - 2-1/8" (6-54mm) dia. copper pipe without a flame. The ROTHERM 2000 is perfect for use in areas with a fire hazard.

#### Performance features

- Heat resistant soldering unit suitable for building sites with high 2,000 watt heating power.
- Fast, pin-point heating of soldering surface without open flame
- Compact design for easy transport.  
10.25" L x 7.5" W x 8" H
- 115V, 50/60 Hz

Includes ROTHERM 2000 Soft Soldering unit, cleaning pads, internal pipe brushes, steel case

Description	lb	No.
ROTHERM 2000 soft-soldering unit	23.2	<b>36701</b>
Accessories:		
Flat electrode with holders (pair)	0.3	<b>36711</b>
Rod electrode with holders (pair)	0.3	<b>36710</b>
Flat electrodes (pair)	0.4	<b>36721</b>
Rod electrodes (pair)	0.1	<b>36720</b>
Soldering paste	4.1	<b>45225</b>
Steel case	10.9	<b>36715</b>

- High performance in short amount of time:  
**Fast return on investment**  
**No purchasing or handling of gas cylinders**

- Flexible, 13 foot long cables:  
**Provides large working radius**  
**Reaches ceiling work**

- Thermal overload protection:  
**Shuts off automatically**



- Soldering without open flame:  
**No risk of fire when near flammable wall or floor, or plastic parts**

- Large, stainless steel cooling ribs on both shanks of the tongs:  
**Prevents overheating of the handle**