

DS-20000S

ATLAS WIRELESS REFRIGERANT SCALE



DS-20000S



OPERATING MANUAL

SPECIFICATIONS

Capacity	250lb (115kg)
Usage	Indoor/outdoor
Operating Temperature	+32°F to 122°F (0°C to +50°C)
Storage Temperature	+14°F to 140°F (-10°C to +60°C)
Humidity	85% RH @113°F (45°C), non-condensing
Power Supply	Four AA batteries
Battery Life	Approximately 80 hours
Accuracy	± 0.06% of reading ± 10g (0.25oz)
Bluetooth® Range	30ft (10m); Altitude 6500ft (2000m)
Weight	9lbs (3.6kg)
Warranty	2 years

FEATURES

Wireless connection to smart devices via DS-20000S app

Oversized, slip-resistant platform

User defined, programmable weight and approaching alarms

Job time recording and email accessible data logging


Adjustable units of measurement

Auto shutoff

LED connectivity and power lights

Water-resistant design

Rugged carrying case



OPERATING INSTRUCTIONS

System Requirements

- Apple® iPhone 4s (or higher), iPad 3 (or higher) or Android™ 4.3 (or higher)
- Download and install the free JB DS-20000S app



Install Batteries

Remove battery cover with a Phillips head screwdriver. Insert four AA batteries.

Power Settings

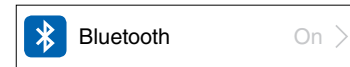
To power on, press the POWER button. The green LED will light.

To power off, press and hold the POWER button until unit powers down.

Note: DS-20000S will shutoff automatically when Bluetooth connection is absent for five minutes. Once paired, auto shutoff will occur after 15 minutes of inactivity.

CONNECTING SMART DEVICE TO WIRELESS SCALE

1. Begin with DS-20000S off.
2. Power on smart device and enable Bluetooth settings. Bluetooth must be on to continue.

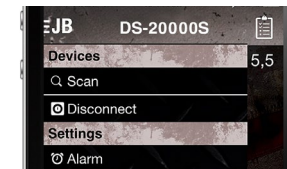


3. Power on the DS-20000S; green LED will display and Wireless Connectivity LED will flash yellow and begin broadcasting. DO NOT PRESS Wireless Connectivity Button, scale will pair automatically. If you press the Wireless Connectivity Button in error, refer to Troubleshooting section.

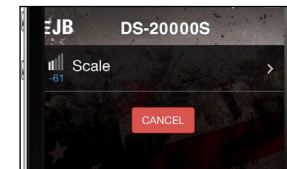


4. Open the DS-20000S app on smart device.

iPhone App Display



5. **For iPhone:** Select the "JB" icon at the upper left of the screen and select "Scan" to search for compatible devices. Select "Scale".

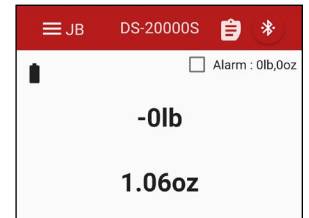
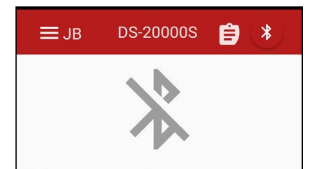


For Android: Select the Bluetooth icon at the upper right of the screen to search for compatible devices. Select "Scale".

6. Once paired with device the flashing yellow Wireless Connectivity LED will turn off and startup screen will display.



Android App Display



TROUBLESHOOTING

If DS-20000S has trouble pairing, does not display "Scan" to search, or disconnects from smart device:

1. Press and hold Wireless Connectivity Button for five seconds until Power LED flashes green. If it does not flash green and the Wireless Connectivity LED flashes yellow, press and hold Wireless Connectivity LED Button again for five seconds until Power LED flashes green.
2. Scale will now pair with your device.

RETURN FOR REPAIR

Every effort has been made to provide reliable, superior quality products. However, in the event your instrument requires repair, please contact JB Customer Service Department to obtain a Return Goods Authorization (RGA) number. Ensure that all returned products are packed to avoid any damage in shipment. Paperwork should be placed in a separate plastic bag and should include JB's assigned RGA number, a description of the problem and any customer assigned repair or purchase order number, if applicable.

Contact Customer Service for RGA number:

800.323.0811 Toll
800.552.5593 Toll Fax

Products should be shipped with freight prepaid to:

JB Industries
RGA# _____
601 N. Farnsworth Ave.
Aurora, IL 60505
630.851.9444 Tel
630.851.9448 Fax

WARRANTY

The ATLAS® DS-2000S warranted against defects in materials and workmanship for two years from date of purchase. JB products are guaranteed when used in accordance with our guidelines and recommendations. Warranty is limited to the repair, replacement, or credit at invoice price, (our option) of products which in our opinion are defective due to workmanship and/or materials. In no case will we allow charges for labor, expense or consequential damage. Repairs performed on items out of warranty will be invoiced on a nominal basis; contact wholesaler for details. Additional product information available online at www.jbind.com.

WARNING: This product can expose you to chemicals including lead which are known to the State of California to cause cancer and birth defects or other reproductive harm. For more information go to www.P65Warnings.ca.gov.

The trademarks of the products mentioned in this manual are held by the companies that produce them. Android™ and GooglePlay™ are trademarks of Google, Inc. Apple®, App Store®, iPhone® and iPad® are registered trademarks of Apple, Inc. Bluetooth® is a registered trademark owned by Bluetooth SIG, Inc.



JB INDUSTRIES