







# NEW

## A PUMP LINEUP THAT WORKS FOR YOU.

We've streamlined our vacuum pump offering to make stocking and selling JB pumps easier than ever. The result is a focused lineup built around our best-performing and most trusted models.

**NEW FOR 2026:** All pumps listed below are A2L compatible and have a 1/2" intake tee.

	PART NO.	CFM	A2L COMPATIBLE
<b>PLATINUM PRO</b> 	DV-240DC	8.4	✓
	DV-285DC	10	
	DV-340N	12	
<b>PLATINUM FORCE</b> 	DV-6EDC	7.2	✓
	DV-200N	8	
<b>PLATINUM FLEX</b> 	DV-85-FLEX	3	✓
	DV-85-FLEX-CORE	5	
	DV-142-FLEX	3	
	DV-142-FLEX-CORE	5	
<b>ELIMINATOR CLASSIC</b> 	DV-6E	6	✓

Your JB Sales Representative can help you put together the best pump stocking plan for your business. Please reach out to them with any questions on our offering.



FOLLOW US!  
f in y o

**JB INDUSTRIES**  
800.323.0811 JBIND.COM SALES@JBIND.COM